

SECTION 3. PARTS INFORMATION

3-1. INTRODUCTION

This section identifies and lists the replaceable parts of the Henny Penny blast chiller/freezer.

3-2. GENUINE PARTS

Use only genuine Henny Penny parts in your cabinet. Using a part of lesser quality or substitute design may result in cabinet damage or personal injury.

3-3. HOW TO ORDER PARTS

Once the part you want to order has been found in the Parts List, write down the following information:

1. From the Parts List
(Sample)
Item Number 13
Part Number 9501.6267
Description Condenser
2. From the data plate
(Sample)
Product Number BCF.100
Serial Number 0001
Voltage 208V

3-4. PRICES

Your distributor has a price parts list and will be glad to inform you of the cost of your parts order.

3-5. DELIVERY

Commonly replaced items are stocked by your distributor and will be sent out when your order is received. Other parts will be ordered by your distributor from Henny Penny Corporation. Normally, these will be sent to your distributor within three working days.

3-6. WARRANTY

All replacement parts (except lamps and fuses) are covered under warranty for 90 days against manufacturing defects and workmanship. If damage occurs during shipping, notify the carrier at once so that a claim may be properly filed. Refer to warranty on the front of this section for other rights and limitations.

3-7. RECOMMENDED SPARE PARTS FOR DISTRIBUTORS

Recommended replacement parts, stocked by your distributor, are indicated with ✓ in the parts lists. Please use care when ordering recommended parts, because all voltages and variations are marked. Distributors should order parts based upon common voltages and equipment sold in their territory.




Figure 1. Evaporator, Fan, & Expansion Valve

Item No.	Part No.	Description	BCM-110		
			BCF-24	BCF-65	BCF-110
√ 1	9560.0326	Evaporator Fan - BCF-24	1	-	-
√ 1	9560.0334	Evaporator Fan - BCF-65; BCF/BCM-110	-	1	2
√ 1	9501.5939	Evaporator Fan - BCF-24 - Int'l. - 50 Hz.	1	-	-
√ 1	9501.5947	Evaporator Fan - BCF-65/110 - Int'l. - 50 Hz.	-	1	2
√ 2	9502.5375	Thermostatic Expansion Valve-BCF-24 (before 7/99)	1	-	-
√ 2	9502.5383	Thermostatic Expansion Valve-BCF-65 (before 10/99)	-	1	-
√ 2	9503.4377	Thermostatic Expansion Valve-BCF-24 (7/99 & after)	1	-	-
√ 2	9503.4062	Thermo. Expan.Valve-BCF-65 (10/99 & after); BCF/M-110	-	1	1
√ 3	9500.7209	Evaporator Probe	1	1	1
4	9501.6291	Evaporator - BCF-24	1	-	-
4	9500.6953	Evaporator - BCF-65	-	1	-
4	9501.6275	Evaporator - BCF/BCM-110	-	-	1
√ 5	9500.7209	Air Probe	1	1	1
6	9500.2036	Drain Cover	1	1	1
7*	9500.8819	Nozzle-Expansion Valve-BCF-24 (before 7/99)	1	-	-
7*	9503.4070	Nozzle-Expansion Valve-BCF-24 (7/99 & after)	1	-	-
7*	9500.8835	Nozzle-Expansion Valve-BCF-65 (before 10/99)	-	1	-
7*	9503.4393	Nozzle-Expansion Valve-BCF-65 (10/99 & after)	-	1	-
7*	9503.4401	Nozzle-Expansion Valve-BCF/BCM-110	-	-	1

√ recommended parts

*not shown




Figure 2. Drier & Condenser

Item No.	Part No.	Description	BCM-110		
			BCF-24	BCF-65	BCF-110
8	9503.3593	Decal - BCF-24	1	-	-
8	9503.3619	Decal - BCF-65	-	1	-
8	9503.7859	Decal - BCF/BCM-110	-	-	1
9	9505.0530	Foot - BCF-24/65 (before 7/99); BCF-65 (before 10/99)	4	4	-
*	9500.4016	Cage Nut (used w/9505.0530)	4	4	-
9	9503.6562	Foot - BCF-24 (7/99 & after); BCF-65 (10/99 & after)	4	4	4
10	9503.3601	Decal - Control	1	1	1
√ 10a	9504.0128	Power Switch	1	1	1
√ 11	9503.3650	Fuse 10 Amp	1	1	1
12	9500.7936	Drier - BCF-24 (before 7/99); BCF-65 (before 10/99)	1	1	-
12	9503.7800	Drier - BCF-24 (7/99 & after); BCF-65 (10/99 & after)	1	1	1
13	9501.6267	Condenser-BCF-24-208 volt-60 Hz. units	1	-	-
13	9503.3749	Condenser-BCF-65-208 volt-60 Hz. units	-	1	-
13	9503.7784	Condenser-BCF/BCM-110 - 208-240 volt-60 Hz units and 400 volt-50 Hz units	-	-	1
13	9502.7595	Condenser-BCF-24-Int'l.-50 Hz. units	1	-	-
13	9503.4120	Condenser-BCF-65-Int'l.-50 Hz. units	-	1	-

√ recommended parts/*not shown





Figure 3. Electrical Parts

Item No.	Part No.	Description	BCM-110		
			BCF-24	BCF-65	BCF-110
√ 14	9503.3643	Fuse Holder	1	1	1
√ 15	9504.0205	Control Board	1	1	1
√ 16	9503.0912	Contactora - 208 Volt - UL	1	1	1
√ 16	9501.5160	Contactora - 240 Volt - 50 Hz.	1	1	1
√ 17*	9503.0185	Varistor - V320LA20A	1	1	1
√ 18	9503.3726	Buzzer - 240 Volt - UL	1	1	1
√ 18	9501.8701	Buzzer - 230 Volt - 50 Hz.	1	1	1
√ 19*	9503.7719	Communication Board	1	1	1


√ recommended parts

*not shown



19

20



21

21A

Figure 4. Capacitor, Receiver, & Rear Cover

Item No.	Part No.	Description	BCM-110		
			BCF-24	BCF-65	BCF-110
✓ 19	9502.5649	Run Capacitor 1.5 mF - BCF-24*	1	-	-
✓ 19	9502.6563	Run Capacitor 4 mF -BCF-65*; BCF/BCM-110	-	1	2
✓ 19	9502.5243	Run Capacitor 2 mF-50 Hz.-Int'l.-BCF-24*	1	-	-
✓ 19	9502.5235	Run Capacitor 6 mF-50 Hz.-Int'l.-BCF-65*; BCF/BCM-110	-	1	2
20	9503.2041	Liquid Receiver - BCF-24/65	1	1	-
20	9502.5045	Liquid Receiver - BCF/BCM-110	-	-	1
20	9500.5989	Liquid Receiver - BCF-24 - Int'l.	1	-	-
20	9503.4096	Liquid Receiver - BCF-65; BCF/BCM-110 - Int'l.	-	1	1
21	9542.3588	Rear Rodent Cover - BCF-24 (before 7/99)	1	-	-
21	9542.3596	Rear Rodent Cover - BCF-65 (before 10/99)	-	1	-
21	9542.6193	Rear Rodent Cover - BCF-24 (7/99 & after)	1	-	-
21	9542.6227	Rear Rodent Cover - BCF/BCM-110/65 UL (10/99 & after)	-	1	1
21	9542.9049	Rear Rodent Cover - BCF/BCM-110 - Int'l	-	-	1
21A	9503.3411	Cord and Plug Assembly	1	1	-

✓ recommended parts

* Included in the electrical component set for the compressor




Figure 5. Compressor & Sight Glass

Item No.	Part No.	Description	BCM-110		
			BCF-24	BCF-65	BCF-110
22	9503.0771	Compressor - UL - BCF-24	1	-	-
√	9526.0683	Elec. Component Set-Compressor-BCF-24	1	-	-
22	9503.3049	Compressor - UL - BCF-65	-	1	-
√	9526.0691	Elec. Component Set-Compressor-BCF-65	-	1	-
22	9502.5417	Compressor - Int'l.-BCF-24-230 Volt-50 Hz.	1	-	-
√	9526.0832	Elec. Comp. Set-Compressor-230 V.-50 Hz.	1	-	-
22	9502.5425	Compressor - Int'l.-BCF-65-230 Volt-50 Hz.	-	1	-
√	9526.0840	Elec. Comp. Set-Compressor-230 V.-50 Hz.	-	1	-
22	9503.3577	Compressor - Int'l.-BCF-24-200 Volt-50 Hz.	1	-	-
√	9526.0816	Elec. Comp. Set-Compressor-208 V.-50 Hz.	1	-	-
22	9503.4104	Compressor - Int'l.-BCF-65-200 Volt-50 Hz.	-	1	-
√	9526.0824	Elec. Comp. Set-Compressor-208 V.-50 Hz.	-	1	-
22	9505.1371	Compressor-UL-BCF/BCM-110-208-240 V-60 Hz.	-	-	1
22	9503.6117	Compressor-Int'l.-BCF/BCM-110-400 V-50 Hz.	-	-	1
23	9503.3007	Condensate Evaporator-UL	1	1	-
√ 24*	9503.7966	Heater Cartridge (Condensation Evap.)	1	1	-
25	9503.2058	Sight Glass - BCF-24	1	-	-
25	9503.2066	Sight Glass - BCF-65	-	1	1
25	9500.8785	Sight Glass - BCF-24 - Int'l.	1	-	-
25	9500.8777	Sight Glass - BCF-65 - Int'l.	-	1	1
√ *	9503.7818	High Pressure Controller, BCF/BCM-110	-	-	1
√ *	9503.6174	Thermal Overload Relay, BCF/BCM-110	-	-	1

√ recommended parts/* not shown

NOTICE

The **Electric Component Sets** contain overload protector, start relay, run capacitor, and start capacitor.





Figure 6. Display Board & Frigiprobe


Item No.	Part No.	Description	BCM-110		
			BCF-24	BCF-65	BCF-110
✓ 26	9503.3692	Display Board	1	1	1
✓ 27	9503.3700	Auxiliary Display Board	1	1	1
28	9503.3759	Connecting Cable	1	1	1
29*	9540.8613	Evap. Deflector-BCF-24 (before 7/99); BCF-65(before 10/99)	1	1	-
29*	9542.7076	Evap. Deflector-BCF-24 (7/99 & after); BCF-65(10/99 & after)	1	1	1
30	9505.3989	Evap. Fan Grid - UL-BCF-24	1	-	-
30	9505.3963	Evap. Fan Grid - UL-BCF-65; BCF/BCM-110	-	1	2
✓ 31	9502.0400	Frigiprobe	1	1	1

✓ recommended parts/*not shown



33

32



35

34

Figure 7. Motor & Fan Blade

Item No.	Part No.	Description	BCM-110		
			BCF-24	BCF-65	BCF-110
√ 32	9503.3304	Condenser Fan Motor-UL-BCF-24/65	1	1	-
√ 32	9502.1846	Condenser Fan Motor-UL-BCF/BCM-110	-	-	1
√ 32	9502.7561	Condenser Fan Motor - Int'l. - BCF-24	1	-	-
√ 32	9503.4112	Condenser Fan Motor-Int'l. - BCF-65	-	1	-
√ 32	9503.9343	Condenser Fan Motor-Int'l. - BCF/BCM-110	-	-	1
33	9503.3312	Fan Blade - Condenser-BCF-24 - UL	1	-	-
33	9503.9627	Fan Blade - Condenser-BCF/BCM-110-UL	-	-	1
34	-----	Start Relay (use Elec. Component Set-page 3-6)	1	1	-
35	-----	Start Capacitor (use Elec. Component Set-page 3-6)	1	1	-

√ recommended parts




Figure 8. Heaters & Racks

Item No.	Part No.	Description	BCM-110		
			BCF-24	BCF-65	BCF-110
37	9526.0501	Front Frame Heater-BCF-24-UL (before 7/99)	1	-	-
37	9503.1084	Front Frame Heater-BCF-24-UL (7/99 & after)	1	-	-
37	9526.0493	Front Frame Heater-BCF-65-UL (before 10/99)	-	1	-
37	9503.1076	Front Frame Heater-BCF-65-UL (10/99 & after)	-	1	-
37	9503.7735	Front Frame Heater-BCF/BCM-110-UL	-	-	1
37	9526.0709	Front Frame Heater-BCF-24-Int'l. (before 7/99)	1	-	-
37	9502.0061	Front Frame Heater-BCF-24-Int'l. (7/99 & after)	1	-	-
37	9526.0717	Front Frame Heater-BCF-65-Int'l. (before 10/99)	-	1	-
37	9501.5616	Front Frame Heater-BCF-65-Int'l. (10/99 & after)	-	1	-
37	9503.7073	Front Frame Heater-BCF/BCM-110-Int'l.	-	-	1
38	9542.2184	Left, Front Vertical Rack-BCF-24 (before 7/99)	1	-	-
38	9542.5153	Left, Front Vertical Rack-BCF-24 (7/99 & after)	1	-	-
38	9541.9966	Left, Front Vertical Rack - BCF-65 (before 10/99)	-	1	-
38	9542.6854	Left, Front Vertical Rack - BCF-65 (10/99 & after)	-	1	-
38	9542.5617	Left, Front Vertical Rack - BCF-110	-	-	1
39	9511.8832	Right Shelf Support	3	6	10
39*	9511.8840	Left Shelf Support	3	6	10
40	9542.2267	Right Rear Vertical Rack - BCF-24 (before 7/99)	1	-	-
40	9542.6144	Right Rear Vertical Rack - BCF-24 (7/99 & after)	1	-	-
40	9542.2242	Right Rear Vertical Rack - BCF-65 (before 10/99)	-	1	-
40	9542.6888	Right Rear Vertical Rack - BCF-65 (10/99 & after)	-	1	-
40	9542.6169	Right Rear Vertical Rack - BCF-110	-	-	1

*not shown

(Continued)

Item No.	Part No.	Description	BCF-24	BCF-65	BCF-110
40*	9542.2259	Left Rear Vertical Rack-BCF-24 (before 7/99)	1	-	-
40*	9542.5161	Left Rear Vertical Rack-BCF-24 (7/99 & after)	1	-	-
40*	9542.2234	Left Rear Vertical Rack-BCF-65 (before 10/99)	-	1	-
40*	9542.6870	Left Rear Vertical Rack-BCF-65 (10/99 & after)	-	1	-
40*	9542.5625	Left Rear Vertical Rack-BCF-110	-	-	1
41	9542.2192	Right Front Vertical Rack-BCF-24 (before 7/99)	1	-	-
41	9542.6136	Right Front Vertical Rack-BCF-24 (7/99 & after)	1	-	-
41	9541.9982	Right Front Vertical Rack-BCF-65 (before 10/99)	-	1	-
41	9542.6862	Right Front Vertical Rack-BCF-65 (10/99 & after)	-	1	-
41	9542.6151	Right Front Vertical Rack-BCF-110	-	-	1
42	9540.9496	Front Panel - BCF-24 (before Jan. 2000)	1	-	-
42	9543.2183	Front Panel - BCF-24 (Jan. 2000 to Dec. 2004)	1	-	-
42	9543.4781	Front Panel(w/power switch)-BCF-24 (Jan. 2005 and after)	1	-	-
42	9540.9504	Front Panel - BCF-65 (before Jan. 2000)	-	1	-
42	9543.2365	Front Panel - BCF-65 (Jan. 2000 to Dec. 2004)	-	1	-
42	9543.4780	Front Panel(w/power switch)-BCF-65 (Jan. 2005 and after)	-	1	-
42	9542.7720	Front Panel - BCF/BCM-110 (before Dec. 2004)	-	-	1
42	9543.4780	Front Panel(w/power switch)-BCF/BCM-110 (Jan. 2005 and after)	-	-	1
43	9501.8875	Bottom Pivot - Door Hinge	1	1	1
44	9501.4601	Return Pivot - Door Hinge	1	1	1
45	9503.3296	Pins-Vertical Rack Holding-BCF-65 (before 10/99)			
		-BCF-24 (before 7/99)	8	8	-
45	9505.4664	Pins-Right Front Vertical Holding-BCF-24 (7/99 & after)			
		-BCF-65 (10/99 & after)	2	2	2
45	9505.4672	Pins-Left Front Vertical Holding-BCF-24 (7/99 & after)			
		-BCF-65 (10/99 & after)	2	2	2
45	9505.4474	Pins-Right Rear Vertical Holding-BCF-24 (7/99 & after)			
		-BCF-65 (10/99 & after)	2	2	2
45	9505.4482	Pins-Left Rear Vertical Holding-BCF-24 (7/99 & after)			
		-BCF-65 (10/99 & after)	2	2	2
46	9550.0724	Door - BCF-24 (before 7/99)	1	-	-
46	9518.2051	Door - BCF-24 (7/99 & after)	1	-	-
46	9550.0732	Door - BCF-65 (before 10/99)	-	1	-
46	9518.2069	Door - BCF-65 (10/99 & after)	-	1	-
46	9518.2077	Door - BCF/BCM-110	-	-	1
47	9502.1713	Door Seal - BCF-24 (before 7/99)	1	-	-
47	9505.4425	Door Seal - BCF-24 (7/99 & after)	1	-	-
47	9502.1721	Door Seal - BCF-65 (before 10/99)	-	1	-
47	9505.4433	Door Seal - BCF-65 (10/99 & after)	-	1	-
47	9505.4441	Door Seal - BCF/BCM-110	-	-	1
48	9505.4524	Top Pivot - Door Hinge	1	1	1
49	9540.2376	Side Front Frame - Door BCF-24 (before 7/99)	2	-	-
49	9540.2384	Side Front Frame - Door BCF-65 (before 10/99)	-	2	-
49	9542.8926	Right Side Front Frame - Door-BCF-24 (7/99 & after)	1	-	-
49	9542.8934	Right Side Front Frame - Door-BCF-65 (10/99 & after)	-	1	-
49	9542.8942	Right Side Front Frame - Door - BCF/BCM-110	-	-	1
49	9542.8967	Left Side Front Frame - Door-BCF-24 (7/99 & after)	1	-	-
49	9542.8975	Left Side Front Frame - Door-BCF-65 (10/99 & after)	-	1	-
49	9542.8983	Left Side Front Frame - Door-BCF/BCM-110	-	-	1

* not shown

(Continued)

Item No.	Part No.	Description	BCM-110		
			BCF-24	BCF-65	BCF-110
50	9540.2368	Top/Bottom Front Frame-Door-BCF-24 (before 7/99) Door-BCF-65 (before 10/99)	2	2	-
50	9542.8900	Top Front Frame-Door-BCF-24 (7/99 & after) BCF/BCM-110;BCF-65 (10/99 & after)	1	1	1
50	9542.8918	Bottom Front Frame-Door-BCF-24 (7/99 & after) BCF/BCM-110;BCF-65 (10/99 & after)	1	1	1
	9503.3635*	Decal-Door Handle-BCF-24	1	-	-
	9503.3627*	Decal-Door Handle-BCF-65;BCF/BCM-110	-	1	1
	9543.6198*	MOR Support - BCM-110	-	-	1
	03201*	Printer Mounting Bracket Accessory	1	1	1
	9526.0568*	Set Screws	AR	AR	AR
√	9504.0128*	Power Switch	1	1	1

√ recommended parts
* not shown