



1048 SERIES PIZZA OVEN REPLACEMENT PARTS LIST



EFFECTIVE FEBRUARY 14, 2018

Superseding All Previous Parts Lists.

The Company reserves the right to make substitution in the event that items specified are not available.

ERRORS: Descriptive and/or typographic errors are subject to correction.

BLODGETT OVEN COMPANY

42 Allen Martin Drive, Essex Junction, VT 05452 USA Telephone: (802) 658-6600 Fax: (802) 860-3732
www.blodgett.com

P/N 54116 Rev H

IMPORTANT: When ordering parts, please provide the model, gas type and serial number of the oven. The identification plate is located on the left side of the combustion compartment and, also, above the control panel under the ledge.

- ASAP Distributor Required Stocking Parts
- ◆ Doors Are Not Returnable
- * Item Is Too Large For UPS

BURNER & PIPING ASSY. PARTS

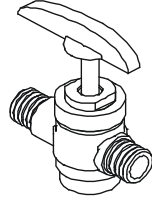
Ref. No.	Part No.	Description
8	33294	Steel Tube Burners (Set of 2)
	16361	Air Shutter Only
	3001	Locknut for Air Shutter
	8717	Orifice, Main Burner (Set of 2) (Specify Model & Gas Type)
	34959	Manifold Assy. (w/flex hose)
	4872	Manifold Plug 1/8"
	34957	Flexible Hose w/fittings (for Manifold)
	3807	Union 1/2"
	1949	Nipple 1/2" x 1-3/16"
4	<input checked="" type="checkbox"/> 11529	Thermostat, FDH w/ Knob (300°- 650°)
	10392	Dial/Knob, FDH Thermostat
2	<input checked="" type="checkbox"/> 7854	Gas Valve w/ Handle
	<input checked="" type="checkbox"/> 7855	Handle, Gas Valve
	52302	Upgrade safety valve kit (see note)
NOTE: Needed for any oven manufactured between 3/61 and 2/16/12. This upgrade kit is only needed once per oven.		
	55127	TS11 Safety valve for ovens manufactured after 2/16/12 with 1/4" pilot tube
	52091	TS11 Thermocouple for ovens manufactured after 1/18/09
	58509	Pilot Assy, Natural for ovens manufactured after 2/16/12 with 1/4" pilot tube
	58509	Pilot Assy, LP for ovens manufactured after 2/16/12 with 1/4" pilot tube
	8708	Tubing, Pilot Burner, 3/16" O.D.
	57102	Tubing, Pilot, 1/4" O.D.
	1979	Nipple 1/2" x 1-1/2"
7	4589	Pressure Regulator, Natural
	10441	Pressure Regulator, LP
	<input checked="" type="checkbox"/> 5386	Orifice, Pilot, Natural (.018) (Before 1/25/09)
	<input checked="" type="checkbox"/> 5387	Orifice, Pilot, LP (.010) (Before 1/25/09)
	17649	Thru Pipe Assy.
	55245	Pilot Assy., Natural or LP after 1/18/09 before 2/16/12

BURNER COMPARTMENT COMPONENTS

Ref. No.	Part No.	Description
	4644	Deflector Assy. (3 Piece)
9	4643	Deflector, Side Panel (Each)
10	5593	Deflector, Center Panel
NOTE: Two piece deflectors are no longer available.		
	20726	Pilot Shield, S/S
	20663	Manifold Shield Assy.
	20725	Burner Divider

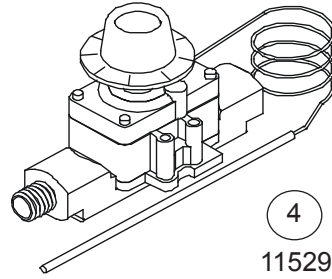
BAKING COMPARTMENT COMPONENTS

Ref. No.	Part No.	Description
*	59083	Ultra Rokite Deck (2 Piece)
	23235	Flue Plate & Slide Assy. RH Adjustable
	23234	Flue Plate & Slide Assy. LH Adjustable
	8353	Steel Shelf (2 Piece)
	3655	Flue Plate, LH
	3656	Flue Plate, RH
5	18113	Baking Door Seal (Crumb Catcher)
	17964	Thermostat Bulb Guard (Before 10/28/09)
	53112	Thermostat Bulb Guard (After 10/28/09)

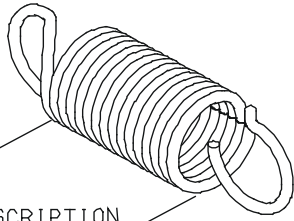


7854

2

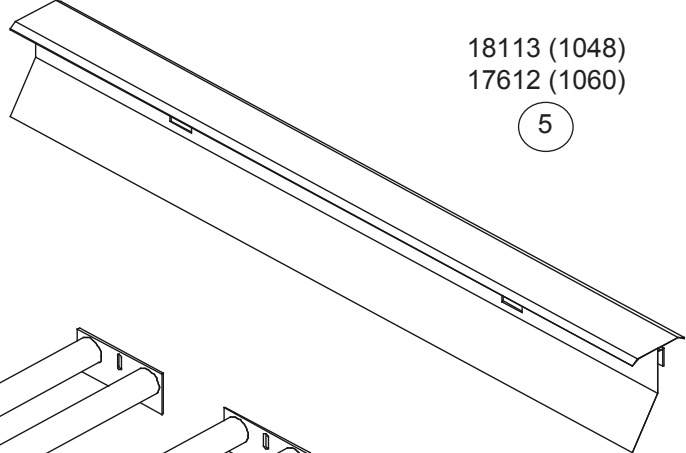


4
11529



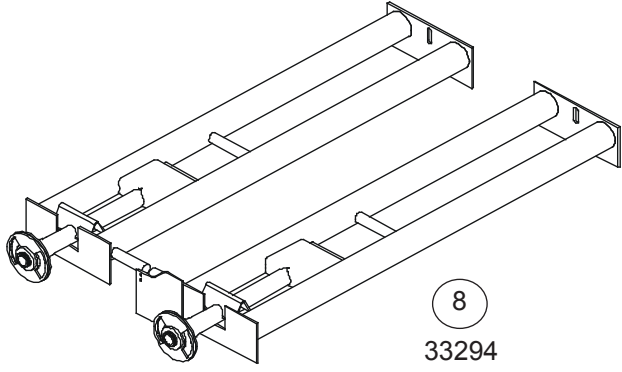
SEE DESCRIPTION

6
17712
17713
19780

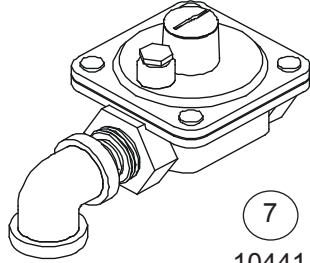


18113 (1048)
17612 (1060)

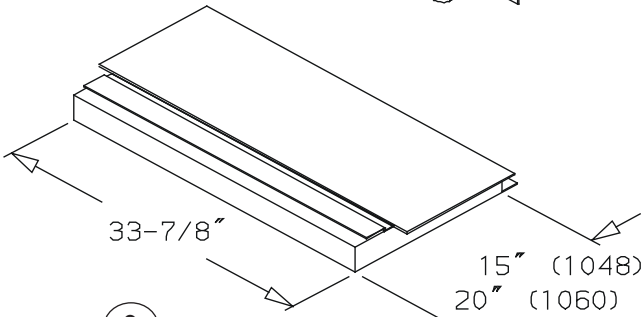
5



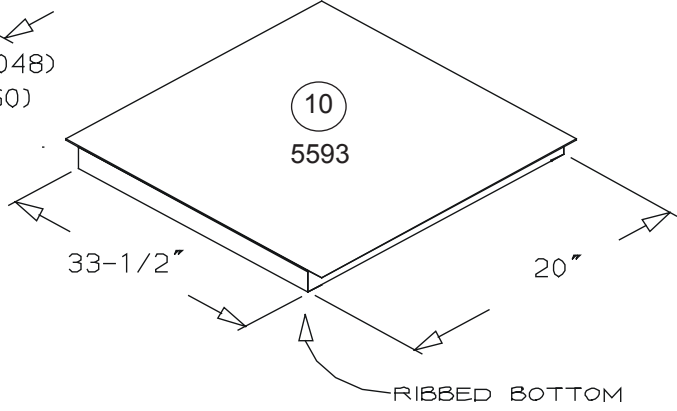
8
33294



7
10441
4589



9
4643



10
5593

RIBBED BOTTOM

DOOR COMPONENTS

<u>Ref. No.</u>	<u>Part No.</u>	<u>Description</u>
◆	18658	Burner Door Assy. (Complete w/ Handle, Support Arms & Hinge Pin)
	8336	Handle, Burner Door, 12-5/8"
	8337	Support Arm, Burner Door
	7873	Hinge Pin, Burner Door
*◆	59779	Baking Door Assy. (Complete w/ Handle, Support Arms & Hinge Pin)
	18660	Handle, Baking Door, 29-3/8"
	8342	Support Arm, Baking Door, LH (before 2-14-2018)
	8343	Support Arm, Baking Door, RH (before 2-14-2018)
	59774	Support Arm, Baking Door RH (after 2-14-2018)
	59775	Support Arm, Baking Door RH (after 2-14-2018)
	59795	Support Arm, Pin (after 2-14-2018)
	59781	Kit, Door Link Pin (before 2-14-2018)
	21433	Hinge Pin, Baking Door, RH
	18383	Hinge Assy., Door Link (before 2-14-2018)
	3840	Retainer Ring, Baking Door
	5878	Spirol Pin
	11694	Washers, Door (Flat) (Set of 10)
	17715	Washer, Curved Spring
	17970	Holder Assy. w/ Pins, Spring
6	<input checked="" type="checkbox"/>	17712 Spring, Main 8" (Larger)
6	<input checked="" type="checkbox"/>	19780 Spring, Helper 6-1/2" (Smaller)
	17623	Bearing, Cylindrical
	17624	Bearing, Flanged Door
	18092	Seal, Door Opening Top S/S "V Shape"
	59781	Arm Replacement Kit

EXTERIOR COMPONENTS

<u>Ref. No.</u>	<u>Part No.</u>	<u>Description</u>
*	11669	Crown Assy. S/S (Trim at top of oven)
*	18417	Crown Frame Assy. (Dbl Oven) (Front Air Intake) (Before 4/89)
*	8346	Crown Angle Leg Frame S/S (Dbl Oven) (Bottom Air Intake) (After 4/89)
	8349	Flue Connector
	31689	Draft Diverter, Canopy Venting, S/S
	8348	Draft Hood, Direct Venting, S/S (10" Diameter)
	17830	Legs, 12" S/S w/ Bolts (Set of 4)
	18693	Legs, 19" S/S w/ Bolts (Set of 4)
	17831	Legs, 32" S/S w/ Bolts (Set of 4)
	30822	Legs w/ Casters, 7" Black w/ Bolts (Set of 4)
	31588	Legs w/ Casters, 12" Black w/ Bolts (Set of 4)
	30823	Legs w/ Casters, 19" Black w/ Bolts (Set of 4)
	30824	Legs w/ Casters, 27" Black w/ Bolts (Set of 4)
	17566	Bolts, Legs (Set of 12)
	37008	Access Panel, LH
	18112	Control Cover Panel, RH (Before 1/25/09)
	52096	Control Cover (After 1/25/09)
	37007	Side Cover (to access springs)
	11255	Nameplate, Blodgett 12-3/4"
	20326	Lighting Instruction Plate
	8350	Louvered Box (bottom of oven)
	21826	Gas Connector Kit, 36"
	21242	Gas Connector Kit, 48"

EXCLUSIVE TO EXPORT (CE & NON CE)

<u>Ref. No.</u>	<u>Part No.</u>	<u>Description</u>
	9635	Dial/Knob, Thermostat FDH (°C)350° CE & NON CE
	11529	Thermostat CE & NON CE
	R4435	Gas Valve, Manual CE
	R0364	Square "D" Knob (for gas valve) CE
	34067	Safety Lighting Pilot Valve CE
	R0364	Knob, Square D (For CE Safety Valve) CE
	8922	Pilot Tubing CE & NON CE
	3835	Thermocouple, Pilot CE
	20663	Manifold Shield NON CE
	18419	Manifold Assy NON CE
	37008	Panel, Access LH NON CE
	8336	Handle, Burner Door NON CE
	18660	Handle, Baking Door NON CE