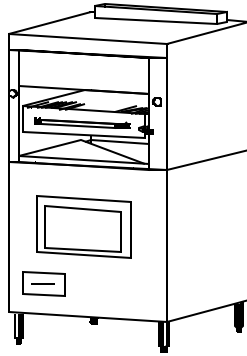


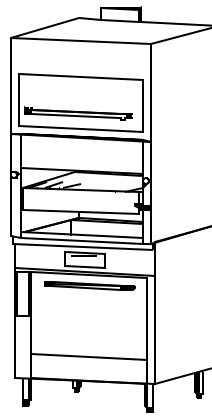
BLODGETT RANGE

INFRARED BROILER (FREE STANDING OR SECTIONAL BASE) REPLACEMENT PARTS LIST

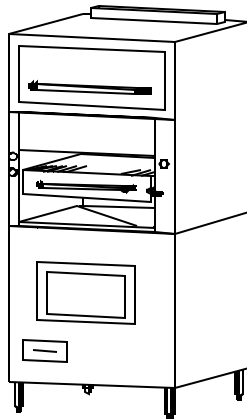
Free-Standing
Single Deck
(Model B32N-170)



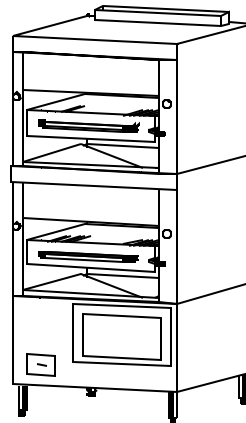
Sectional-Base
Single Deck
with Warming Oven
and Standard Oven
(Model B32D-171)
or Convection Oven
(Model B32A-171)



Free-Standing
Single Deck
with Warming Oven
(Model B32N-171)



Free-Standing
Double Deck
(Model B32N-270)



BLODGETT OVEN COMPANY, 44 Lakeside Avenue, Burlington, Vermont 05401 USA

Telephone: (802) 860-3700 (800) 331-5842 Fax: (802) 860-3732

www.blodgett.com

Superseding All Previous Parts Lists.

The Company reserves the right to make substitution in the event that items specified are not available.

ERRORS: Descriptive and/or typographic errors are subject to correction.

www.blodgett.com

IMPORTANT: When ordering parts, please provide the model, gas type and serial number of the unit.

*****See below for specific location per model.***

On Free-Standing Models, the identification plate is located behind the air intake filter. To remove filter, lift it straight up and pull it out at the bottom.

On Sectional Models, the identification plate is located inside the panel below the oven door. Lift panel straight up and pull the top edge out (it is hinged along the bottom).

(no pictorial available)

MODELS COVERED

Free Standing Models:

B32N-170, B32N-171, B32N-270

Sectional Base Models:

B32D-171, B32A-171

TO OBTAIN LITERATURE:

Blodgett Literature Department

800-331-5842, x2035

Fax: 802-860-3755

Email: literature@blodgett.com

or

www.blodgett.com

TABLE OF CONTENTS

<i>REPLACEMENT PARTS</i>	<i>PAGE 4</i>
<i>WARMING OVEN PARTS</i>	<i>PAGE 5</i>

REPLACEMENT PARTS

<u>Part Number</u>	<u>Qty</u>	<u>Description</u>
Z1176014	2	BROILER VALVE HI-LO NAT
Z1176015	2	BROILER VALVE HI-LO LP
Z1184192	2	KNOB
Z15962	1	MECHANISM HANDLE KNOB
Z1171715	1	MECHANISM HANDLE ASSEMBLY
Z1163844	1	PILOT VALVE AND FILTER ASSEMBLY
Z12864	1	MANUAL SERVICE VALVE
Z4440005	2	ROLLER BEARING (REAR)
Z4440006	2	ROLLER BEARING (FRONT)
Z1106814	1	INDEX PLATE
Z1179497	1	OUTER RACK FRAME ASSEMBLY
Z1119598	2	BROILER GRID RACK
Z1182381	1	RACK PAN
Z1143099	1	GREASE DRAIN ASSEMBLY
Z12476	2	PLUG BUTTON
Z4440000	1	ROLL. RACK HANDLE
	1	NAMEPLATE BLODGETT
Z1176664	2	BROILER PILOT (NATURAL)
Z1176665	2	BROILER PILOT (PROPANE)
Z1168212	2	PILOT SHIELD
Z1178205	1	LEGS, SET OF FOUR
Z1164095	1	BLOWER MOTOR
Z1163875	2	BURNERASSEMBLY
Z1179413	2	BURNER ORIFICE ASSEMBLY (NATURAL)
Z1163652	2	BURNER ORIFICE ASSEMBLY (PROPANE)
Z1164370	2	ORIFICE SPUD #43 (NATURAL)
Z1163653	2	ORIFICE SPUD #53 (PROPANE)
ZP2133	1	PILOT VALVE
Z4277SS	1	GREASE DRAWER ASSEMBLY
Z1060500	1	RACK TENSION SPRING
Z1164503	1	BLOWER SWITCH
Z1161450	1	INDICATOR LIGHT
Z1163054	1	ADHESIVE "ON" LABEL
Z1162951	1	SUPPLY CORD
Z1162956	1	BLOWER AIR ADJUST. DISC.
Z1146210	4	BRNS. FRT. SUP. BOLT 5/16 X 18 X 1-1/2

WARMING OVEN PARTS

<u>Part Number</u>	<u>Qty</u>	<u>Description</u>
Z4276	1	WARMING OVEN DOOR ASSEMBLY (SS)
Z600 LT	1	WARMING OVEN DOOR WT. ASSEMBLY LEFT
Z600 RT	1	WARMING OVEN DOOR WT. ASSEMBLY RIGHT
Z4258	1	WARMING OVEN DOOR SPRT. ASSEMBLY LEFT
Z4257	1	WARMING OVEN DOOR SPRT. ASSEMBLY RIGHT
Z624	1	WARMING OVEN BOTTOM