



operator manual

Hot Food Merchandisers Hot Food Display Cases

Models included in this document:

- 1210 Series
- 1220 Series
- 1826 Series
- HFC Series

P/N: 001207
Revision: 8.4.09



Model 1220-2P Shown

Merco, LLC
1111 North Hadley Road
Fort Wayne, Indiana 46804
United States of America
Technical Support Hotline: (800) 678-9511
Telephone: (260) 459-8200
www.mercosavory.com

BEFORE INSTALLATION

NOTE: Upon receipt of this unit, immediately unpack and inspect for possible concealed damage. If the unit is found to be damaged, save all packing materials and contact the delivering carrier within 5 days. Refer to "Shipping Damage Instructions" enclosed with the unit for detailed instructions. Failure to follow these instructions will negate Merco Savory's or your ability to file claims and receive compensation for shipping damages.

INSTALLATION INSTRUCTIONS

1. Check the specification data plate located on the control panel for the correct model number, voltage and wattage.
2. Check to insure the electric circuit being used to supply electricity to the unit has a sufficient amperage rating.
3. Use the correct NEMA receptacle that corresponds to the plug provided with the unit.
4. To install slanted legs, remove 4 corner screws, align slanted legs with holes and replace screws.
5. CAUTION: When installing appliance legs, HAND TIGHTEN ONLY.
6. Adjust feet to level unit.
7. Legs must be installed in order to comply with UL and NSF regulations.

TEMPERATURE ADJUSTMENT

Due to a wide variation in applications and products, the control dials have setting numbers for your convenience. For this reason, you will need to experiment with the control dials to determine which setting maintains the best food qualities of your product. The dials can then be returned to the same setting each day. Due to a break-in period, the settings may need to be adjusted during the first 30 days.

To obtain the best settings for your products, you will need to use a meat thermometer to monitor the INTERNAL TEMPERATURE of your products. To adjust the control dials, turn all the dials to setting number 4, monitor the temperature of your products, and should it fall below 140° F, adjust the heating control dial(s) to a higher setting. If the product temperature is too high, adjust the heating control dial(s) to a lower setting.

APPLIANCE LAMP REPLACEMENT

If your unit was supplied with appliance lamps, they are Teflon coated. When replacing these bulbs they must be replaced with similarly coated bulbs. This is to comply with NSF regulations. These bulbs may be purchased from Merco Authorized Service Agencies.

OPERATION

ALL MODELS

1. Turn temperature control knob to desired setting and allow to heat for about 30 minutes. The pilot light will cycle on and off as it heats.
2. Place hot cooked food into the Hot Food Merchandiser.

IMPORTANT: Do not allow food to cool before placing in the Hot Food Merchandiser.

NOTE: Food that has been heated once and then cooled has lost most of its moisture while sitting in the open air. It cannot be reheated with satisfactory results.

CLEANING INSTRUCTIONS



CAUTION: UNPLUG UNIT AND ALLOW TO COOL BEFORE CLEANING.

EXTERIOR OF UNIT

1. The stainless steel exterior may be cleaned with a soft, damp, soapy cloth or sponge. Be careful not to scratch the surface.
2. Rinse with clean, damp, soft cloth or sponge.
3. The glass may be cleaned with Windex or a multi-surface cleaner.
Alternate Method: Clean the exterior using a stainless steel cleaner/polish, taking care to follow the manufacturer's instructions. For best results, always polish following the grain direction of the metal's finish.
4. CAUTION: Be careful not to allow water to run into the electrical compartments as electrical shock or damage could result.
5. Do not use abrasive cleaners on any part of this unit. This will cause damage to the finish of the unit.

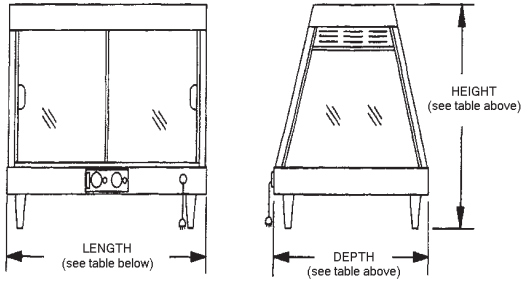
INTERIOR OF UNIT

1. The interior surfaces of this unit need nothing more than a daily wiping with a soft, damp cloth.
2. Do not use abrasive cleaners on any part of this unit. This will cause damage to the finish of the unit.

HOT FOOD MERCHANDISERS

DIMENSIONS
(IN/CM)

MODEL	DEPTH	HEIGHT
1220-XX	26.0/66.0	25.5/64.8
1826-XX	29.5/74.9	30.5/77.5



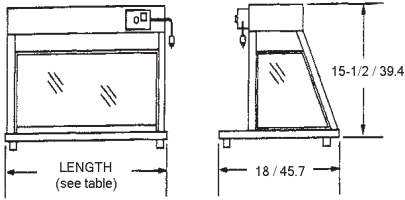
MODEL	VOLTAGE / AMPS			WATTS	LENGTH INCH / CM	NET WT.** LBS / KG	SHIP WT.** LBS / KG	SHIP VOL.** CU FT / CU M
	120V	120/208V	120/240V					
1220-1P*	7.2	N/A	N/A	860	16.5/41.9	53/24.1	90/40.9	8.6/0.24
1220-2P	10.3	6.0	5.2	1240	33/83.8	74/33.6	120/54.5	15.4/0.43
1220-3P	12.7	7.3	6.4	1485	44/111.8	102/46.3	102/46.3	20.4/0.57
1220-4P	18.3	10.6	9.2	2200	60/152.4	128/58.1	128/58.1	27/0.76
1220-5P*	21.4	12.4	10.7	2570	73.75/187.3	152/69.0	152/69.0	33/0.93
1826-1P*	9.8	N/A	N/A	1170	21.5/54.6	68/30.9	68/30.9	15/0.43
1826-2P	12.7	7.3	6.4	1485	44/111.8	134/60.8	134/60.8	29/0.82
1826-3P	18.3	10.6	9.2	2200	60/152.4	192/87.2	192/87.2	38/1.08

*Measurements are approximate.

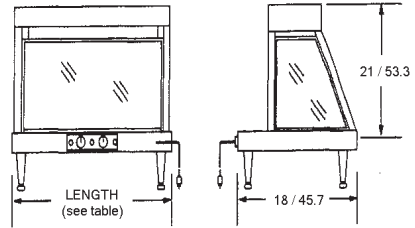
HOT FOOD DISPLAY CASE

DIMENSIONS (IN/CM)

Model HFC-xx Shown



Model HFC-TS-xx Shown

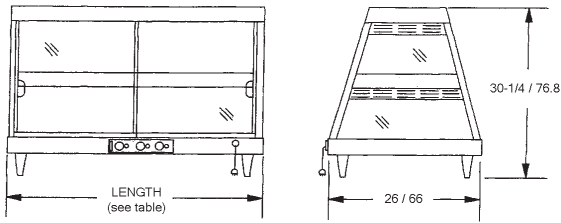


MODEL	VOLTAGE / AMPS			WATTS	LENGTH INCH / CM	NET WT.** LBS / KG	SHIP WT.** LBS / KG	SHIP VOL.** CU FT / CU M
	120V	120/208V	120/240V					
HFC-24	6.3	3.7	3.2	760	24/61.0	24/10.9	40/18.2	3.8/0.11
HFC-36	7.9	4.5	3.9	945	36/91.4	34/15.4	52/23.6	5.8/0.16
HFC-48	10.5	6.1	5.3	1260	48/121.9	45/20.4	70/31.8	7.75/0.22
HFC-60	13.8	8.5	7.6	1656	60/152.4	56/25.5	80/36.4	9.6/0.27
HFC-72	15.8	9.9	8.9	1896	72/182.9	67/30.5	90/41	11.6/0.33
SS-HFC-24	6.3	3.7	3.2	760	24/61.0	24/10.9	40/18.2	3.8/0.11
SS-HFC-36	7.9	4.5	3.9	945	36/91.4	34/15.4	52/23.6	5.8/0.16
SS-HFC-48	10.5	6.1	5.3	1260	48/121.9	45/20.4	65/29.5	7.75/0.22
SS-HFC-60	13.8	8.5	7.6	1656	60/152.4	56/25.5	80/36.4	9.6/0.27
SS-HFC-72	15.8	9.9	8.9	1896	72/182.9	67/30.5	90/41	11.6/0.33
HFC-TS-24	8.8	5.1	4.4	1060	24/61.0	32/14.5	65/29.5	5.25/0.15
HFC-TS-36	12.0	6.9	6.0	1445	36/91.4	45/20.4	73/33.1	7.9/0.22
HFC-TS-48	14.7	8.5	7.3	1760	48/121.9	56/25.5	80/36.4	10.5/0.30
HFC-TS-60	20.1	12.2	10.7	2412	60/152.4	60/27.2	85/38.6	13.1/0.37
HFC-TS-72	22.0	13.5	12.0	2640	72/182.9	67/30.5	90/41	15.7/0.44
SS-HFC-TS-24	8.8	5.1	4.4	1060	24/61.0	32/14.5	65/29.5	5.2/0.15
SS-HFC-TS-36	12.0	6.9	6.0	1445	36/91.4	45/20.4	73/33.1	7.9/0.22
SS-HFC-TS-48	14.7	8.5	7.3	1760	48/121.9	56/25.5	80/36.4	10.5/0.30
SS-HFC-TS-60	20.1	12.2	10.7	2412	60/152.4	60/27.2	85/38.6	13.1/0.37
SS-HFC-TS-72	22.0	13.5	12.0	2640	72/182.9	67/30.5	90/41	15.75/0.44

*Measurements are approximate.

2-TIER HOT FOOD MERCHANDISERS

DIMENSIONS
(IN/CM)

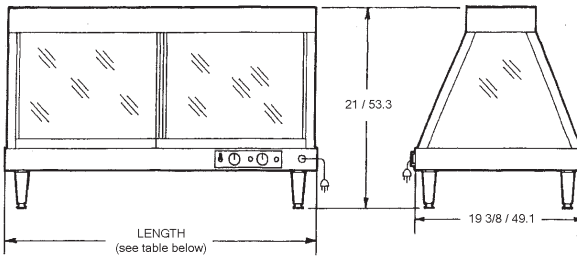


MODEL	VOLTAGE / AMPS			WATTS	LENGTH INCH / CM	NET WT.** LBS / KG	SHIP WT.** LBS / KG	SHIP VOL.** CU FT / CU M
	120V	120/208V	120/240V					
1220-2-3P	13.2	7.6	6.6	1500	33/83.8	79/35.9	146/66.3	19/0.54
1220-3-4P	15.1	9.6	8.3	1820	44/111.8	118/53.6	190/86.3	25.13/0.71
1220-4-5P	23.8	13.8	11.9	2740	60/152.4	154/69.9	255/115.8	33.40/0.94
1220-5-6P	N/A	17.3	15.0	3440	73.75/187.3	188/85.4	290/131.7	40.75/1.15

*Measurements are approximate.

COMPACT HOT FOOD MERCHANDISER

DIMENSIONS
(IN/CM)



MODEL	VOLTAGE / AMPS			WATTS	LENGTH INCH / CM	NET WT.** LBS / KG	SHIP WT.** LBS / KG	SHIP VOL.** CU FT / CU M
	120V	120/208V	120/240V					
1210-3P	8.3	4.8	4.2	1000	36/91.4	65/29.5	96/43.6	8.5/0.24
1210-4P	10.7	6.2	5.4	1285	48/121.9	87/39.5	123/55.8	11.4/0.32

*Measurements are approximate.

LIMITED WARRANTY FOR COMMERCIAL PRODUCTS

LIMITED WARRANTY

Merco/Savory LLC, ("Merco") warrants this product to be free from defects in material and workmanship for a period of:

- One (1) year from the date product is installed or eighteen (18) months from the date of shipment from our facility, whichever comes first.
- Heating Elements only – two (2) year warranty against burnout (excluding breakage) from date of shipment from our facility.
- Quartz Heating Elements only – ninety (90) day warranty against burnout (excluding breakage) from date of shipment from our facility.
- Hot Food Server products only – one (1) year labor, two (2) years parts from the date of shipment from our facility.

During the warranty period, Merco shall, at Merco's option, repair, or replace parts determined by Merco to be defective in material or workmanship, and with respect to services, shall re-perform any defective portion of said services. The foregoing shall be the sole obligation of Merco under this Limited Warranty with respect to the equipment, products, and services. With respect to equipment, materials, parts and accessories manufactured by others, Merco's sole obligation shall be to use reasonable efforts to obtain the full benefit of the manufacturer's warranties. Merco shall have no liability, whether in contract, tort, negligence, or otherwise, with respect to non-Merco manufactured products.

WHO IS COVERED

This Limited Warranty is available only to the original purchaser of the product and is not transferable.

EXCLUSIONS FROM COVERAGE

- Repair or replacement of parts required because of misuse, improper care or storage, negligence, alteration, accident, use of incompatible supplies or lack of specified maintenance shall be excluded
- Normal maintenance items, including but not limited to, light bulbs, fuses, gaskets, O-rings, interior and exterior finishes, lubrication, de-liming, broken glass, etc.
- Failures caused by improper or erratic voltages
- Improper or unauthorized repair
- Changes in adjustment and calibration after ninety (90) days from equipment installation date
- This Limited Warranty will not apply to any parts subject to damage beyond the control of Merco, or to equipment which has been subject to alteration, misuse or improper installation, accidents, damage in shipment, fire, floods, power changes, other hazards or acts of God that are beyond the control of Merco.
- This Limited Warranty does not apply, and shall not cover any products or equipment manufactured or sold by Merco when such products or commercial equipment is installed or used in a residential or non-commercial application. Installations not within the applicable building or fire codes render this Limited Warranty and any responsibility or obligations associated therein null and void. This includes any damage, costs, or legal actions resulting from the installation of any Merco commercial cooking equipment in a non-commercial application or installation, where the equipment is being used for applications other than those approved for by Merco.

LIMITATIONS OF LIABILITY

The preceding paragraphs set forth the exclusive remedy for all claims based on failure of, or defect in, products or services sold hereunder, whether the failure or defect arises before or during the warranty period, and whether a claim, however instituted, is based on contract, indemnity, warranty, tort (including negligence), strict liability, implied by statute, common-law or otherwise, and Merco its servants and agents shall not be liable for any claims for personal injuries, incidental or consequential damages or loss, howsoever caused. Upon the expiration of the warranty period, all such liability shall terminate. THE FOREGOING WARRANTIES ARE EXCLUSIVE AND IN LIEU OF ALL OTHER WARRANTIES, WHETHER WRITTEN, ORAL, IMPLIED OR STATUTORY. NO IMPLIED WARRANTY OF MERCHANTABILITY OR FITNESS FOR PARTICULAR PURPOSE SHALL APPLY. MERCO DOES NOT WARRANT ANY PRODUCTS OR SERVICES OF OTHERS.

REMEDIES

The liability of Merco for breach of any warranty obligation hereunder is limited to: (i) the repair or replacement of the equipment on which the liability is based, or with respect to services, re-performance of the services; or (ii) at Merco's option, the refund of the amount paid for said equipment or services.

Any breach by Merco with respect to any item or unit of equipment or services shall be deemed a breach with respect to that item or unit or service only.

WARRANTY CLAIM PROCEDURE

Customer shall be responsible to:

- Immediately advise the Dealer or Merco's Authorized Service Agent of the equipment serial number and the nature of the problem.
- Verify the problem is a factory responsibility. Improper installation or misuse of equipment, are not covered under this Limited Warranty.
- Cooperate with the Service Agency so that warranty service may be completed during normal working hours.
- Travel Time not to exceed two hours and mileage not to exceed one hundred (100) miles.
- Portable equipment weighing less than ninety (90) pounds must be delivered to the Service Agent at Customer's expense.

GOVERNING LAW

This Limited Warranty shall be governed by the laws of the state of Delaware, USA, excluding their conflicts of law principles. The United Nations Convention on Contracts for the International Sale of Goods is hereby excluded in its entirety from application to this Limited Warranty.

This page intentionally left blank.

